



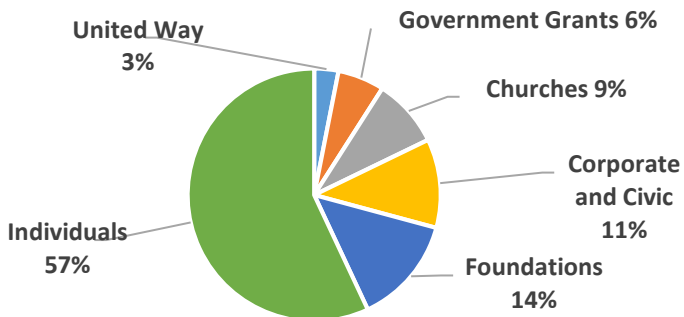
2022 Impact Report

Serving Central, Clemson, and Pendleton

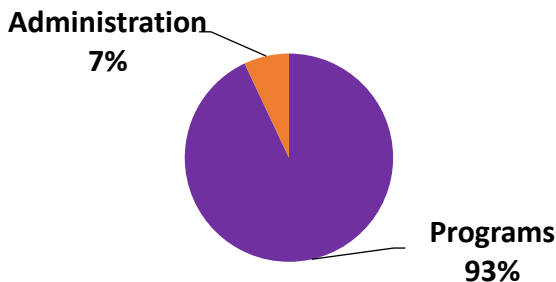
Clemson Community Care is pleased to present to you our 2022 Impact Report. In it, you will be able to see where your donations were used to assist residents in our area. You will also see that 2022 was an extremely challenging and busy year which stretched all of our resources. Due to your faithful support, we have met the increasing needs and have remained stable. We work each day with gratitude to you for partnering with us to serve. Together, we can continue to strive for all of our neighbors to have the basic necessities that create a stable home for themselves and their families.

With our thanks,
 Karen Baker Carter
 Executive Director

FUNDING



EXPENSES



STATEMENT OF SUPPORT, REVENUE, AND EXPENSES FOR THE YEAR ENDED 12/31/2022

REVENUE

Support from Public

| | |
|-----------------------------|---------------------|
| Contributions | \$ 553,400 |
| Donated Food | \$ 446,629 |
| TOTAL PUBLIC SUPPORT | \$ 1,000,029 |

Other Revenue

| | |
|----------------------------|---------------------|
| Fund Raising Income | \$ 36,118 |
| SNAP Program | \$ 15,335 |
| Investment Income | \$ (1,513) |
| TOTAL OTHER REVENUE | \$ 49,940 |
| TOTAL REVENUE | \$ 1,049,969 |

EXPENSES

| | |
|-------------------------|---------------------|
| Client Services | \$ 990,482 |
| Administrative Services | \$ 70,934 |
| Fund Raising | \$ 3,955 |
| TOTAL EXPENSES | \$ 1,065,371 |

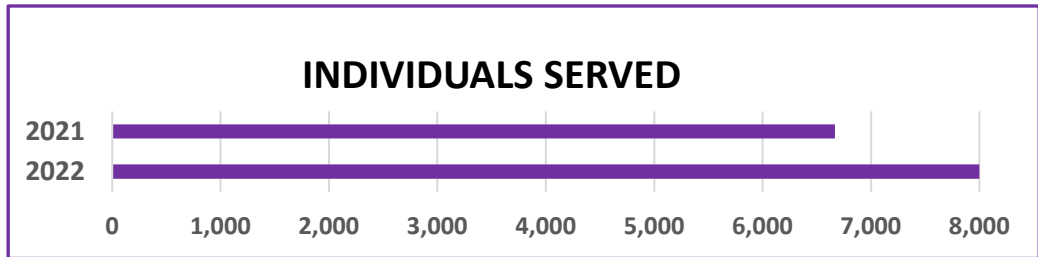
| | |
|------------------------------|--------------------|
| CHANGE IN NET ASSETS | \$ (15,402) |
| NET ASSETS, BEGINNING | \$ 976,194 |
| NET ASSETS, ENDING | \$ 960,792 |

The complete audit conducted by Payne, White & Schmutz is available at Clemson Community Care.

2,605 Volunteers Provided
6,136 Hours of Service

FOOD DONATED: 215,540 lbs
FOOD PURCHASED: 52,723 lbs

Clemson Community Care 2022 CLIENT DATA



FAMILIES SERVED

| | 2022 | 2021 |
|----------------|--------------|--------------|
| FOOD | 3,041 | 2,180 |
| RENT | 251 | 176 |
| UTILITIES | 396 | 253 |
| DEPOSITS. ... | 61 | 26 |
| OTHER* | 625 | 508 |
| TOTAL | 4,374 | 3,143 |

*Includes Home Repairs, Secret Santa, and School Supplies

**305,842 pounds of FOOD
distributed to clients**

- 195 Bookbags with School Supplies
- 374 Secret Santa Gift Cards
- 590 Senior Food Boxes

